


APPLICATION INSTRUCTIONS

QUICK SPLICE

The Quick Splice (WMSP200) is an easy and secure method of joining cable tray.

POSITION



Position the notches on the quick splice so they line up with the ends of the cable tray.




Quick Splice

SLIDE



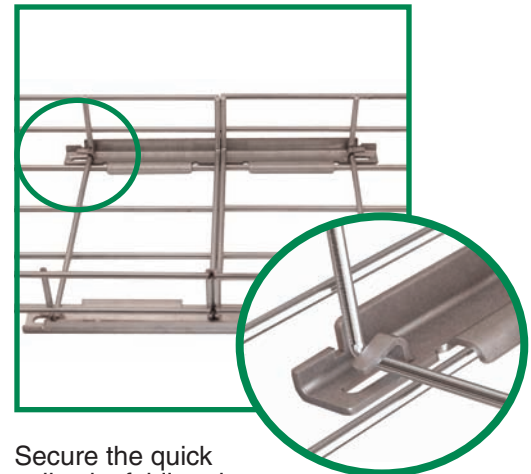
Slide the quick splice into the cable tray. (Flaps must curve over bottom wire.)

PUSH



Push the two sections of cable tray together.

SECURE



Secure the quick splice by folding down the tab with a screwdriver or pliers.

THIS DOCUMENT CONTAINS PROPRIETARY INFORMATION AND IS THE PROPERTY OF CHALFANT MANUFACTURING COMPANY. THE CONTENTS OF THIS DOCUMENT SHALL NOT BE DISCLOSED, COPIED AND OR PUBLISHED WITHOUT THE WRITTEN CONSENT OF CHALFANT MANUFACTURING COMPANY.

CHALFANT
Manufacturing Company

50 Pearl Road, Suite 212
Brunswick, OH. 44212
Phone: (330) 273-3510, Fax: (330) 273-8149
Web: www.ChalfantCableTray.com
Email: Sales@ChalfantCableTray.com